

# Start ASL

The *Fun* Way to Learn American  
Sign Language...for free!


## ASL 1 WORKBOOK

## Table of Contents


<b>Unit 1</b> .....	<b>3</b>
American Sign Language Alphabet .....	3
<b>Unit 2</b> .....	<b>4</b>
Number Practice 2.1 .....	4
Fingerspelling Practice 2.2 .....	4
<b>Unit 3</b> .....	<b>5</b>
Comprehension 3.1 .....	5
<b>Unit 4</b> .....	<b>6</b>
Five Parameters Practice 4.1 .....	6
<b>Unit 5</b> .....	<b>7</b>
Word Order Practice 5.1 .....	7
Number Practice 5.2.....	7
Fingerspelling Practice 5.3 .....	8
Vocabulary Quiz – Units 1-5.....	8
<b>Unit 6</b> .....	<b>9</b>
Question Practice 6.1 .....	9
Statement Practice 6.2 .....	9
Comprehension 6.3 .....	10
<b>Unit 7</b> .....	<b>10</b>
Number Practice 7.1 .....	10
Comprehension 7.2 .....	11
<b>Unit 8</b> .....	<b>11</b>
Pronoun and Gender Practice 8.1 .....	11
Indexing Practice 8.2.....	11
Number Practice 8.3.....	12
Comprehension 8.4 .....	12
<b>Unit 9</b> .....	<b>13</b>
Verb Practice 9.1.....	13
<b>Unit 10</b> .....	<b>13</b>
Fingerspelling Practice 10.1 .....	13
Vocabulary Quiz – Units 6-10.....	14
<b>Unit 11</b> .....	<b>14</b>
Identifying People Practice 11.1 .....	14
Number Practice 11.2.....	15
Comprehension 11.3 .....	15
<b>Unit 13</b> .....	<b>16</b>
Number Quiz.....	16
Cumulative Vocabulary Quiz – Units 1-13 .....	17
Comprehension Quiz.....	18
Expression Quiz .....	19
<b>Answer Checker</b> .....	<b>20</b>

## Unit 1


### American Sign Language Alphabet



A




B



C



D



E



F



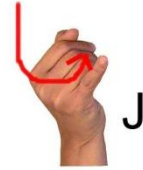
G



H




I



J



K



L



M



N



O



P



Q



R



S



T



U



V



W



X



Y



Z

## Unit 2

### Number Practice 2.1

Watch the video. Mando and I are going to sign 10 phrases. Write down the numbers signed in each phrase. The first one has been done for you.

- |    |           |          |     |       |       |
|----|-----------|----------|-----|-------|-------|
| 1. | <u>10</u> | <u>6</u> | 6.  | _____ | _____ |
| 2. | _____     | _____    | 7.  | _____ | _____ |
| 3. | _____     | _____    | 8.  | _____ | _____ |
| 4. | _____     | _____    | 9.  | _____ | _____ |
| 5. | _____     | _____    | 10. | _____ | _____ |

### Fingerspelling Practice 2.2

Watch the video. Cristian will fingerspell 3 names for each question. Two of the names will be the same and one name will be different. Circle the name that is different. The first one has been done for you.

- |    |      |            |     |         |         |
|----|------|------------|-----|---------|---------|
| 1. | Tom  | <u>Nan</u> | 6.  | Kristie | Katie   |
| 2. | Rik  | Rob        | 7.  | Jody    | Judy    |
| 3. | Bob  | Bay        | 8.  | Cris    | Kris    |
| 4. | Ron  | Dan        | 9.  | Byron   | Brian   |
| 5. | Todd | Rodd       | 10. | Melissa | Marissa |

## Unit 3

### Comprehension 3.1

Watch the video. I used this video for the Number Practice in Unit 2. This time, you will be looking at the signs instead of the numbers. Mando and I signed 10 phrases. Write down the 2 words used in each phrase. The first one has been done for you.

1. WOMEN MEN

2. \_\_\_\_\_

3. \_\_\_\_\_

4. \_\_\_\_\_

5. \_\_\_\_\_

6. \_\_\_\_\_

7. \_\_\_\_\_

8. \_\_\_\_\_

9. \_\_\_\_\_

10. \_\_\_\_\_

## Unit 4

### Five Parameters Practice 4.1

Watch the video. I will sign 10 pairs of words for each number. Determine the parameter that is different between the two words. Circle the best answer below for each number. HS=Handshape, MV=Movement, PO=Palm Orientation, LOC=Location, NM=Non-manual Markers. The first one has been done for you.

- |     |                                     |    |    |     |    |     |
|-----|-------------------------------------|----|----|-----|----|-----|
| 1.  | <input checked="" type="radio"/> HS | MV | PO | LOC | NM | N/A |
| 2.  | <input type="radio"/> HS            | MV | PO | LOC | NM | N/A |
| 3.  | <input type="radio"/> HS            | MV | PO | LOC | NM | N/A |
| 4.  | <input type="radio"/> HS            | MV | PO | LOC | NM | N/A |
| 5.  | <input type="radio"/> HS            | MV | PO | LOC | NM | N/A |
| 6.  | <input type="radio"/> HS            | MV | PO | LOC | NM | N/A |
| 7.  | <input type="radio"/> HS            | MV | PO | LOC | NM | N/A |
| 8.  | <input type="radio"/> HS            | MV | PO | LOC | NM | N/A |
| 9.  | <input type="radio"/> HS            | MV | PO | LOC | NM | N/A |
| 10. | <input type="radio"/> HS            | MV | PO | LOC | NM | N/A |

## Unit 5

### Word Order Practice 5.1

Watch the video. Cristian will sign 10 simple sentences. Circle the correct word order of each sentence (i.e. SVO, OSV, VOS, or OVS). The first one has been done for you.

- |                           |                     |
|---------------------------|---------------------|
| 1. <u>SVO</u> OSV VOS OVS | 6. SVO OSV VOS OVS  |
| 2. SVO OSV VOS OVS        | 7. SVO OSV VOS OVS  |
| 3. SVO OSV VOS OVS        | 8. SVO OSV VOS OVS  |
| 4. SVO OSV VOS OVS        | 9. SVO OSV VOS OVS  |
| 5. SVO OSV VOS OVS        | 10. SVO OSV VOS OVS |

### Number Practice 5.2

Watch the video. Mando and I are going to sign 10 phrases. Write down the numbers signed in each phrase. The first one has been done for you.

- |                        |           |
|------------------------|-----------|
| 1. <u>11</u> <u>14</u> | 6. _____  |
| 2. _____               | 7. _____  |
| 3. _____               | 8. _____  |
| 4. _____               | 9. _____  |
| 5. _____               | 10. _____ |

### Fingerspelling Practice 5.3

Watch the video. Deborah will sign 10 sentences. She will fingerspell a name in each of those sentences. Circle the name that Deborah spelled for each number. The first one has been done for you.

- |    |      |      |      |     |         |          |         |
|----|------|------|------|-----|---------|----------|---------|
| 1. | Nan  | Tom  | Tab  | 6.  | Kathie  | Katie    | Kristie |
| 2. | Rob  | Ron  | Rik  | 7.  | Judy    | Jody     | Jordy   |
| 3. | Rob  | Bob  | Bay  | 8.  | Cris    | Kris     | Chris   |
| 4. | Ron  | Bin  | Dan  | 9.  | Brian   | Byron    | Bryan   |
| 5. | Todd | Rodd | Jodd | 10. | Melissa | Mortisha | Marissa |

### Vocabulary Quiz – Units 1-5

Watch the video. Mark is going to sign a story. When a number pops up, that is the number that corresponds to sign Mark is signing at that moment. Write the sign on the line for that number. The first one has been done for you.

- |     |              |     |       |
|-----|--------------|-----|-------|
| 1.  | <u>HOUSE</u> | 13. | _____ |
| 2.  | _____        | 14. | _____ |
| 3.  | _____        | 15. | _____ |
| 4.  | _____        | 16. | _____ |
| 5.  | _____        | 17. | _____ |
| 6.  | _____        | 18. | _____ |
| 7.  | _____        | 19. | _____ |
| 8.  | _____        | 20. | _____ |
| 9.  | _____        | 21. | _____ |
| 10. | _____        | 22. | _____ |
| 11. | _____        | 23. | _____ |
| 12. | _____        | 24. | _____ |



## Unit 6

### Question Practice 6.1

Watch the video. Deborah will sign 10 questions. Determine whether the question is a yes/no or wh-word question. Circle the correct answer. The first one has been done for you.

- |    |                                     |     |     |    |     |
|----|-------------------------------------|-----|-----|----|-----|
| 1. | <input checked="" type="radio"/> WH | Y/N | 6.  | WH | Y/N |
| 2. | WH                                  | Y/N | 7.  | WH | Y/N |
| 3. | WH                                  | Y/N | 8.  | WH | Y/N |
| 4. | WH                                  | Y/N | 9.  | WH | Y/N |
| 5. | WH                                  | Y/N | 10. | WH | Y/N |

### Statement Practice 6.2

Watch the video. Deborah will sign 10 sentences. Determine whether the sentence is an affirmative, negative, or neutral statement. Circle the correct answer. The first one has been done for you.

- |    |                                      |     |     |     |     |     |     |
|----|--------------------------------------|-----|-----|-----|-----|-----|-----|
| 1. | <input checked="" type="radio"/> AFF | NEG | NEU | 6.  | AFF | NEG | NEU |
| 2. | AFF                                  | NEG | NEU | 7.  | AFF | NEG | NEU |
| 3. | AFF                                  | NEG | NEU | 8.  | AFF | NEG | NEU |
| 4. | AFF                                  | NEG | NEU | 9.  | AFF | NEG | NEU |
| 5. | AFF                                  | NEG | NEU | 10. | AFF | NEG | NEU |

**Comprehension 6.3**

Watch the video. I used this video for the Number Practice in Unit 5. This time, you will be looking at the signs instead of the numbers. Mando and I signed 10 phrases. Write down the 2 words used in each phrase. The first one has been done for you.

- |                                  |           |
|----------------------------------|-----------|
| 1. <u>  CAR  </u> <u>  BUS  </u> | 6. _____  |
| 2. _____                         | 7. _____  |
| 3. _____                         | 8. _____  |
| 4. _____                         | 9. _____  |
| 5. _____                         | 10. _____ |

**Unit 7****Number Practice 7.1**

Watch the video. Mando is going to sign 10 phrases. Write down the numbers signed in each phrase. The first one has been done for you.

- |                                |           |
|--------------------------------|-----------|
| 1. <u>  21  </u> <u>  28  </u> | 6. _____  |
| 2. _____                       | 7. _____  |
| 3. _____                       | 8. _____  |
| 4. _____                       | 9. _____  |
| 5. _____                       | 10. _____ |

### Comprehension 7.2

Watch the video. This is the video that I used in the Number Practice above. Mando is going to sign 10 phrases. The phrases each contain 2 numbers and 2 words. Write down the words signed in each phrase. The first one has been done for you.

- |    |                |                |     |       |       |
|----|----------------|----------------|-----|-------|-------|
| 1. | <u>MOTHERS</u> | <u>FATHERS</u> | 6.  | _____ | _____ |
| 2. | _____          | _____          | 7.  | _____ | _____ |
| 3. | _____          | _____          | 8.  | _____ | _____ |
| 4. | _____          | _____          | 9.  | _____ | _____ |
| 5. | _____          | _____          | 10. | _____ | _____ |

### Unit 8

#### Pronoun and Gender Practice 8.1

Watch the video. Mark is going to sign a short story. When numbers show up on the screen, write the pronoun that Mark is signing on the line and circle the gender of the pronoun. The first one has been done for you.

- |    |          |          |   |    |       |   |   |     |       |   |   |
|----|----------|----------|---|----|-------|---|---|-----|-------|---|---|
| 1. | <u>I</u> | <u>M</u> | F | 5. | _____ | M | F | 9.  | _____ | M | F |
| 2. | _____    | M        | F | 6. | _____ | M | F | 10. | _____ | M | F |
| 3. | _____    | M        | F | 7. | _____ | M | F | 11. | _____ | M | F |
| 4. | _____    | M        | F | 8. | _____ | M | F | 12. | _____ | M | F |

#### Indexing Practice 8.2

Watch the video. Deborah will sign 5 descriptions about the children of different families. Answer the question about each description.

1. What is the woman's child's name? \_\_\_\_\_
2. What is the name of the man's oldest child? \_\_\_\_\_
3. What is the name of the woman's youngest child? \_\_\_\_\_
4. What is the name of the man's two middle children? \_\_\_\_\_
5. What is the name of the woman's third child? \_\_\_\_\_

### Number Practice 8.3

Watch the video. Mando is going to sign 10 phrases. Write down the numbers signed in each phrase. The first one has been done for you.

- |    |           |           |     |       |       |
|----|-----------|-----------|-----|-------|-------|
| 1. | <u>27</u> | <u>35</u> | 6.  | _____ | _____ |
| 2. | _____     | _____     | 7.  | _____ | _____ |
| 3. | _____     | _____     | 8.  | _____ | _____ |
| 4. | _____     | _____     | 9.  | _____ | _____ |
| 5. | _____     | _____     | 10. | _____ | _____ |

### Comprehension 8.4

Watch the video. I used this video for the Number Practice in Unit 8. This time, you will be focusing on the signs instead of the numbers. Mando signed 10 phrases. Write down the 2 words signed in each phrase. The first one has been done for you.

- |    |                        |                      |     |       |       |
|----|------------------------|----------------------|-----|-------|-------|
| 1. | <u>PLAY BASKETBALL</u> | <u>PLAY BASEBALL</u> | 6.  | _____ | _____ |
| 2. | _____                  | _____                | 7.  | _____ | _____ |
| 3. | _____                  | _____                | 8.  | _____ | _____ |
| 4. | _____                  | _____                | 9.  | _____ | _____ |
| 5. | _____                  | _____                | 10. | _____ | _____ |

## Unit 9

### Verb Practice 9.1

Watch the video. Deborah will sign 10 sentences with verbs. The verbs will either be plain, directional, or spatial. Circle the type of verb signed in the sentence. The first one has been done for you.

- |     |       |             |         |
|-----|-------|-------------|---------|
| 1.  | PLAIN | DIRECTIONAL | SPATIAL |
| 2.  | PLAIN | DIRECTIONAL | SPATIAL |
| 3.  | PLAIN | DIRECTIONAL | SPATIAL |
| 4.  | PLAIN | DIRECTIONAL | SPATIAL |
| 5.  | PLAIN | DIRECTIONAL | SPATIAL |
| 6.  | PLAIN | DIRECTIONAL | SPATIAL |
| 7.  | PLAIN | DIRECTIONAL | SPATIAL |
| 8.  | PLAIN | DIRECTIONAL | SPATIAL |
| 9.  | PLAIN | DIRECTIONAL | SPATIAL |
| 10. | PLAIN | DIRECTIONAL | SPATIAL |

## Unit 10

### Fingerspelling Practice 10.1

Watch the video. Deborah will sign 10 sentences with one fingerspelled word in them. Write that word on the line. The first one has been done for you.

- |    |              |     |       |
|----|--------------|-----|-------|
| 1. | <u>Katie</u> | 6.  | _____ |
| 2. | _____        | 7.  | _____ |
| 3. | _____        | 8.  | _____ |
| 4. | _____        | 9.  | _____ |
| 5. | _____        | 10. | _____ |

**Vocabulary Quiz – Units 6-10**

Watch the video. Mark is going to sign a story. During the story, numbers will pop up on the screen. When a number pops up, that is the number that corresponds to the sign Mark is signing at that moment. Write the sign on the line for that number. The first one has been done for you.

- |    |                      |     |       |
|----|----------------------|-----|-------|
| 1. | <u>TWO WEEKS AGO</u> | 9.  | _____ |
| 2. | _____                | 10. | _____ |
| 3. | _____                | 11. | _____ |
| 4. | _____                | 12. | _____ |
| 5. | _____                | 13. | _____ |
| 6. | _____                | 14. | _____ |
| 7. | _____                | 15. | _____ |
| 8. | _____                | 16. | _____ |

**Unit 11**

**Identifying People Practice 11.1**

Watch the video. I will sign 5 statements describing a person in the picture. Draw a line from the question number to the person I describe. The first one has been done for you.



**Number Practice 11.2**

Watch the video. Mando is going to sign 10 phrases. Write down the numbers signed in each phrase. The first one has been done for you.

- |    |            |            |     |       |       |
|----|------------|------------|-----|-------|-------|
| 1. | <u>100</u> | <u>304</u> | 6.  | _____ | _____ |
| 2. | _____      | _____      | 7.  | _____ | _____ |
| 3. | _____      | _____      | 8.  | _____ | _____ |
| 4. | _____      | _____      | 9.  | _____ | _____ |
| 5. | _____      | _____      | 10. | _____ | _____ |

**Comprehension 11.3**

Watch the video. This is the same video from the Fingerspelling Practice in Unit 10. Deborah signed 10 sentences. Now, you will be focusing on the whole sentences and not just the fingerspelled words. Write the sentence Deborah signed on the line. The first one has been done for you.

1. Katie and I went to the baseball game. \_\_\_\_\_
2. \_\_\_\_\_
3. \_\_\_\_\_
4. \_\_\_\_\_
5. \_\_\_\_\_
6. \_\_\_\_\_
7. \_\_\_\_\_
8. \_\_\_\_\_
9. \_\_\_\_\_
10. \_\_\_\_\_

**Unit 13****Number Quiz**

Watch the video. Mando and I are going to sign 20 sentences with numbers. Write down the number(s) and the type of number it is. The first one has been done for you.

- |                               |                   |
|-------------------------------|-------------------|
| 1. <u>3</u> ; <u>cardinal</u> | 11. _____ ; _____ |
| 2. _____ ; _____              | 12. _____ ; _____ |
| 3. _____ ; _____              | 13. _____ ; _____ |
| 4. _____ ; _____              | 14. _____ ; _____ |
| 5. _____ ; _____              | 15. _____ ; _____ |
| 6. _____ ; _____              | 16. _____ ; _____ |
| 7. _____ ; _____              | 17. _____ ; _____ |
| 8. _____ ; _____              | 18. _____ ; _____ |
| 9. _____ ; _____              | 19. _____ ; _____ |
| 10. _____ ; _____             | 20. _____ ; _____ |



### Cumulative Vocabulary Quiz – Units 1-13

Watch the video. The video compiles together 25 vocabulary words from Units 1 through 13. You may pause the video to give yourself time to write as well as to go back and watch a sign again. Write the vocabulary word on the line for the corresponding number on the screen. The first one has been done for you.

- 1. DIFFERENT
- 2. \_\_\_\_\_
- 3. \_\_\_\_\_
- 4. \_\_\_\_\_
- 5. \_\_\_\_\_
- 6. \_\_\_\_\_
- 7. \_\_\_\_\_
- 8. \_\_\_\_\_
- 9. \_\_\_\_\_
- 10. \_\_\_\_\_
- 11. \_\_\_\_\_
- 12. \_\_\_\_\_
- 13. \_\_\_\_\_

- 14. \_\_\_\_\_
- 15. \_\_\_\_\_
- 16. \_\_\_\_\_
- 17. \_\_\_\_\_
- 18. \_\_\_\_\_
- 19. \_\_\_\_\_
- 20. \_\_\_\_\_
- 21. \_\_\_\_\_
- 22. \_\_\_\_\_
- 23. \_\_\_\_\_
- 24. \_\_\_\_\_
- 25. \_\_\_\_\_

## Comprehension Quiz

Watch the video. These stories were used for the vocabulary quizzes. Below, you will find interpretations for each sentence in each story. However, they are mixed up. Put the sentences in the correct order by writing the correct order number for each sentence. (*Hint: Write your interpretations first*).

### Part 1

- \_\_\_ I told him I was hearing and learning ASL.
- \_\_\_ He told me it was across from the yellow store where you can buy food, drinks and candy and next to the bathroom.
- \_\_\_ Yesterday, I left my house, got in my car and went to school.
- \_\_\_ I was walking around looking for my sign language classroom.
- \_\_\_ I said, "Thank you," and walked away.
- \_\_\_ He said, "Yes, right!"
- \_\_\_ He said he was in that class before.
- \_\_\_ I couldn't find it.
- \_\_\_ I looked at my watch and told him I had 11 minutes to get to class.
- \_\_\_ It was the first day and I was really excited.
- \_\_\_ He asked me if I was deaf.
- \_\_\_ He said he knew where the class was.
- \_\_\_ I tapped a man on the shoulder and asked him where I could find classroom number 256.

### Part 2

- \_\_\_ I said thank you and left.
- \_\_\_ She looked about 66 years old.
- \_\_\_ I was looking for the restaurant.
- \_\_\_ I saw a woman sitting on a bench.
- \_\_\_ Two weeks ago, I planned to meet my friend for lunch on Wednesday afternoon.
- \_\_\_ She was wearing a blue plaid v-neck shirt.
- \_\_\_ I tapped the woman on the shoulder and asked her where the restaurant was.
- \_\_\_ And I really wanted a Pepsi soda-pop.
- \_\_\_ She told me it was across from the store where her brother works.
- \_\_\_ She was a short black woman with short black hair.

### Expression Quiz

By now, you have learned how to sign several phrases in ASL. In the lesson, I am going to give you 15 statements and questions. You should know how to sign them all. Sign each statement and question in the mirror. Then, on this page, write down exactly what you signed. Just write the signs and order of signs you used. If you can, it would actually be better if you could videotape yourself signing these. Then, compare how you signed these statements and questions with how Christine signed them in the video.

1. \_\_\_\_\_
2. \_\_\_\_\_
3. \_\_\_\_\_
4. \_\_\_\_\_
5. \_\_\_\_\_
6. \_\_\_\_\_
7. \_\_\_\_\_
8. \_\_\_\_\_
9. \_\_\_\_\_
10. \_\_\_\_\_
11. \_\_\_\_\_
12. \_\_\_\_\_
13. \_\_\_\_\_
14. \_\_\_\_\_
15. \_\_\_\_\_

## Answer Checker

Check your answers with our self-grading answer checker!

You can find our free workbook answer checker here:

⇒ <http://workbooks.startasl.com>

Here's a sample screenshot:

1 Unit 2 - Number Practice 2.1  
Marks: 5/5

In the video, 10 phrases will be signed. Enter the two numbers signed in each phrase.

1.	10	✓	6	✓
2.	5	✗	9	✓
3.	2	✓	6	✗
4.	6	✗	8	✓
5.	4	✗	9	✗
6.	5	✓	6	✗
7.	8	✗	6	✓
8.	5	✓	11	✗
9.	5	✗	4	✓
10.	3	✗	9	✓

**Partially correct**  
Marks for this submission: 2.5/5.

## Are you serious about learning ASL?

Yes, our free classes are wonderful, but serious ASL students who want to immerse themselves completely in American Sign Language will love our official [Start ASL Online Course](#) - guaranteed! Our complete online course will teach you how to sign comfortably and correctly in true ASL. The course was created by ASL professionals with the goal of teaching students fluent ASL, and helping you to understand and fully integrate into the Deaf community. We're passionate about our courses, and we're looking for passionate ASL students.

With the complete **Start ASL Online Course**, you can:

- Get access to all of our **vocabulary videos**,
- Download the required **DJSC! Student Guides**,
- Complete your course with **automatic grading**,
- Access our **mobile-friendly classroom** from anywhere,
- Become a member of our **active student community**,
- Submit your assignments for **feedback and support**,
- Earn **completion certificates**, and more!

[Get Started Today!](#)