

Start ASL

The *Fun* Way to Learn American
Sign Language... for free!

ASL 2 WORKBOOK

Table of Contents

Table of Contents	2
Unit 1	3
Sentence Type Practice 1.1	3
Unit 2	3
Time Sign Practice 2.1	3
Comprehension 2.2	4
Unit 3	5
Time Regularity Practice 3.1	5
Unit 4	5
Temporal Aspect Practice 4.1	5
Unit 5	6
Comprehension 5.1	6
Unit 6	7
Pluralization Practice 6.1	7
Comprehension 6.2	7
Unit 7	8
Conveying Distance Practice 7.1	8
Comprehension 7.2	9
Unit 8	10
Inflection Practice 8.1	10
Unit 9	11
Room Description Practice 9.1	11
Unit 10	12
Object Locations Practice 10.1	12
Unit 11	13
Describing Objects Practice 11.1	13
Unit 12	14
Conversation Comprehension 12.1	14
Answer Checker	15

Unit 1

Sentence Type Practice 1.1

Watch the video. Christine will sign 10 sentences. Determine whether the sentence is a topicalized, conditional, or rhetorical sentence. Circle the correct answer. The first one has been done for you.

- | | | | | | | | |
|----|--------------------------------------|------|-----|-----|-----|------|-----|
| 1. | <input checked="" type="radio"/> Top | Cond | Rhq | 6. | Top | Cond | Rhq |
| 2. | <input type="radio"/> Top | Cond | Rhq | 7. | Top | Cond | Rhq |
| 3. | <input type="radio"/> Top | Cond | Rhq | 8. | Top | Cond | Rhq |
| 4. | <input type="radio"/> Top | Cond | Rhq | 9. | Top | Cond | Rhq |
| 5. | <input type="radio"/> Top | Cond | Rhq | 10. | Top | Cond | Rhq |

Unit 2

Time Sign Practice 2.1

Watch the video. I will describe a day and time of day relative to today. I will give you parts of the sentence, and you will need to figure out the rest. The missing parts will be [this, next, last] and/or [morning, afternoon, evening]. For example, if I am signing "Last Tuesday afternoon," I will give you "____ Tuesday afternoon" or "Last Tuesday _____," and you will need to figure out what I said for the blank. Write the answer on the line. The first one has been done for you.

1. This Friday evening
2. _____ Saturday morning
3. _____ Thursday afternoon
4. Next Wednesday _____
5. _____ Tuesday afternoon
6. Last Monday _____
7. _____ Sunday morning
8. _____ Friday _____
9. _____ Monday afternoon
10. _____ Tuesday _____

Comprehension 2.2

Watch the video. This was the video used for the Sentence Type practice in the last unit. Christine will sign 10 sentences. For each number, put an x next to the most accurate translation of the sentence that is signed. The first one has been done for you.

1. ___ “I finally bought that screwdriver.”
 X “I finally found that key.”
2. ___ “I passed the class because I studied.”
 ___ “I failed the class because I cheated.”
3. ___ “What is that a painting of?”
 ___ “What is that a drawing of?”
4. ___ “Why are we going to leave early?”
 ___ “How are we going to leave early?”
5. ___ “If the milk is bad, I will throw it out.”
 ___ “If the milk is cheap, I will buy it.”
6. ___ “That man is my dad.”
 ___ “That woman is my mom.”
7. ___ “That woman is my mom.”
 ___ “That man is my dad.”
8. ___ “If it rains today, will you leave?”
 ___ “Where will you go if it snows today?”
9. ___ “I drew that drawing.”
 ___ “I wrote that book.”
10. ___ “If it rains tomorrow, will you still go?”
 ___ “Will you leave if it rains today?”

Unit 3

Time Regularity Practice 3.1

Watch the video. I will describe a recurring activity. I will describe when and how often the activity occurs. In this practice, I will give you parts of the description, but you need to figure out the rest. The missing parts will either be: morning, afternoon, evening, (a day of the week), or (a week relative to this week). For example, if I am signing "Every Tuesday afternoon," I will give you "Every _____ afternoon" or "Every Tuesday _____." If I am signing "Every evening last week," I will give you "Every _____ last week" or "Every evening _____." You will need to figure out what the missing information is. Write the answer on the line. The first one has been done for you.

1. Every Monday morning
2. Every morning _____
3. Every _____ last week
4. Every Wednesday _____
5. Every _____ last month
6. Every _____ three weeks from now
7. Every month _____
8. Every morning _____
9. Every _____ morning
10. Everyday _____

Unit 4

Temporal Aspect Practice 4.1

Watch the video. I will sign 10 sentences. Each sentence includes a sign using temporal aspect. Circle the temporal aspect that is being used. (Regularly = Reg, Continually = Con, Repeatedly = Rep, Extended period = Ext). The first one has been done for you.

- | | | | | | | | |
|--------|------------|-----|-----|---------|-----|-----|-----|
| 1. Reg | <u>Con</u> | Rep | Ext | 6. Reg | Con | Rep | Ext |
| 2. Reg | Con | Rep | Ext | 7. Reg | Con | Rep | Ext |
| 3. Reg | Con | Rep | Ext | 8. Reg | Con | Rep | Ext |
| 4. Reg | Con | Rep | Ext | 9. Reg | Con | Rep | Ext |
| 5. Reg | Con | Rep | Ext | 10. Reg | Con | Rep | Ext |

Unit 5

Comprehension 5.1

Watch the video. This was the video used for the Temporal Aspect practice in the last unit. I will sign 10 sentences. For each number, put an x next to the most accurate translation of the sentence. The first one has been done for you.

1. “She needs to read everyday.”
 “She needs to study everyday.”
2. “I went to the doctor today and waited for a long time. It was awful!”
 “I went to the DMV today and waited for a long time. It was awful!”
3. “My neighbor’s dog barked so much last night.”
 “Every night, my neighbor’s dog barks repeatedly.”
4. “At my job, when I finish my work, my boss makes corrections and I have to do it over again. This happens all the time!”
 “At my job, when I finish my work, my boss just cancels my assignment. This has been going on all week!”
5. “My job is far, so everyday I commute and just listen to the radio.”
 “My job is far, so everyday I commute in terrible traffic.”
6. “My brother has been getting sick all year.”
 “My brother has been sick all year.”
7. “My assistant constantly makes mistakes.”
 “My assistant made a lot of mistakes.”
8. “I vomited all day.”
 “I vomited so many times today.”
9. “I had to read for hours while waiting for the doctor yesterday.”
 “I read for a while yesterday while waiting for the doctor.”
10. “I read every week.”
 “Every week I read for long periods of time.”

Unit 6

Pluralization Practice 6.1

Watch the video. Christine will sign 10 sentences. For each sentence determine what type of pluralization is used and write it on the line. These can be repetition, number sign, numeral incorporation, quantifier sign, plural classifier, or plural pronoun. The first one has been done for you.

- | | |
|-----------------------------|-----------|
| 1. <u>number sign</u> _____ | 6. _____ |
| 2. _____ | 7. _____ |
| 3. _____ | 8. _____ |
| 4. _____ | 9. _____ |
| 5. _____ | 10. _____ |

Comprehension 6.2

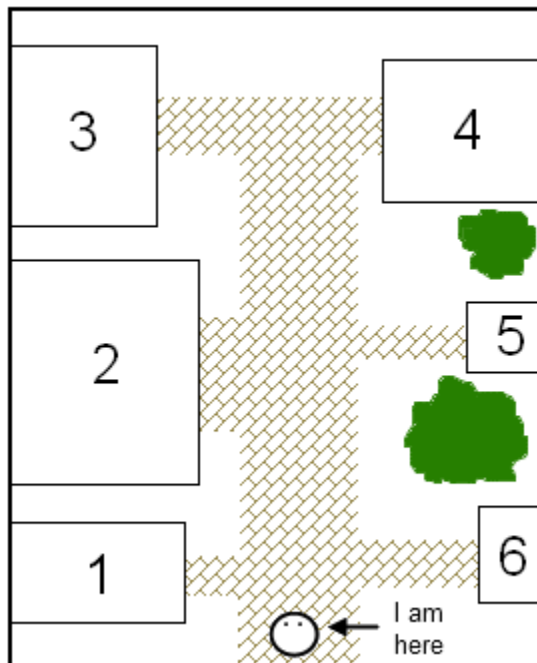
Watch the video. The video was used for the classifier example in the last unit. For each number, write the classifier handshape that was used and what it was used to describe. Don't look at the previous unit for clues. The first one has been done for you.

- | | |
|---|-----------|
| 1. <u>CL(2h):5(claw)</u> <u>(ears)"big"</u> _____ | 9. _____ |
| 2. _____ | 10. _____ |
| 3. _____ | 11. _____ |
| 4. _____ | 12. _____ |
| 5. _____ | 13. _____ |
| 6. _____ | 14. _____ |
| 7. _____ | 15. _____ |
| 8. _____ | |

Unit 7

Conveying Distance Practice 7.1

Watch the video. I will be signing different locations at different distances away relative to the numbers in the picture. For each description, write the number on the line and what is at that location. The answers are from my perspective. The first one has been done for you.



1. 3 cafeteria

4. _____

2. _____

5. _____

3. _____

6. _____

Comprehension 7.2

Watch the video. The video was used for the Pluralization Practice in the last unit. Christine will sign 10 sentences. For each number, put an x next to the most accurate translation of the sentence. The first one has been done for you.

1. ___ “My sister has 4 cats.”
 X “My neighbor has 5 cats.”
2. ___ “My assistant always makes mistakes.”
 ___ “My assistant is so clumsy.”
3. ___ “Yesterday I went to the doctor and had to wait 2 days.”
 ___ “Yesterday I went to the doctor and waited for 2 hours.”
4. ___ “All of you can leave.”
 ___ “All of them can leave.”
5. ___ “Please sit in a circle.”
 ___ “All of you please sit down.”
6. ___ “My sister has visited a few times.”
 ___ “My sister has visited several times.”
7. ___ “I arrived at the DMV and saw a long line of people, so I left.”
 ___ “I arrived at the movie theater and saw a long line of people, so I waited.”
8. ___ “The parking lot at the baseball stadium was very organized. All of the cars were parked neatly next to each other.”
 ___ “I thought the parking lot at the baseball stadium would be organized, but it wasn’t. All of the cars were parked haphazardly around the lot.”
9. ___ “My neighbor neatly stacks her wood logs.”
 ___ “My sister neatly stacks her pencils.”
10. ___ “Please come to the celebration tomorrow.”
 ___ “Please come to the Bible study tomorrow.”

Unit 8

Inflection Practice 8.1

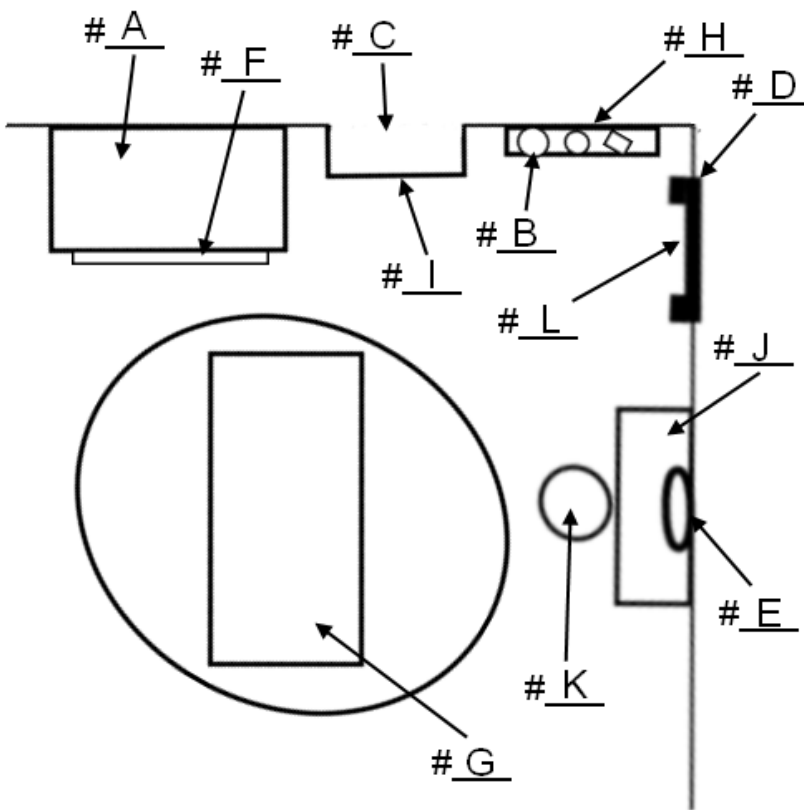
Watch the video. Christine is going to sign 10 sentences that each includes an inflected sign. Underline the sign(s) that is/are inflected. The first one has been done for you.

1. ALL-WEEK I SICK
2. SORRY I LATE I HURRY
3. YOU LATE WHY? I WAIT
4. SHE SIGN SLOW
5. HE RUN CL:G(gone)"fast"
6. NO I DON'T WANT THAT
7. I ENJOY WRITING
8. YES I LOVE
9. WOW THAT CAR NICE
10. HER CLOTHES PINK BRIGHT
WOW

Unit 9

Room Description Practice 9.1

Watch the video. Darcy will describe the room in the picture. For each number, write the letter of the object described from the picture, write down the object that was described and what classifier handshape was used. The first one has been done for you.

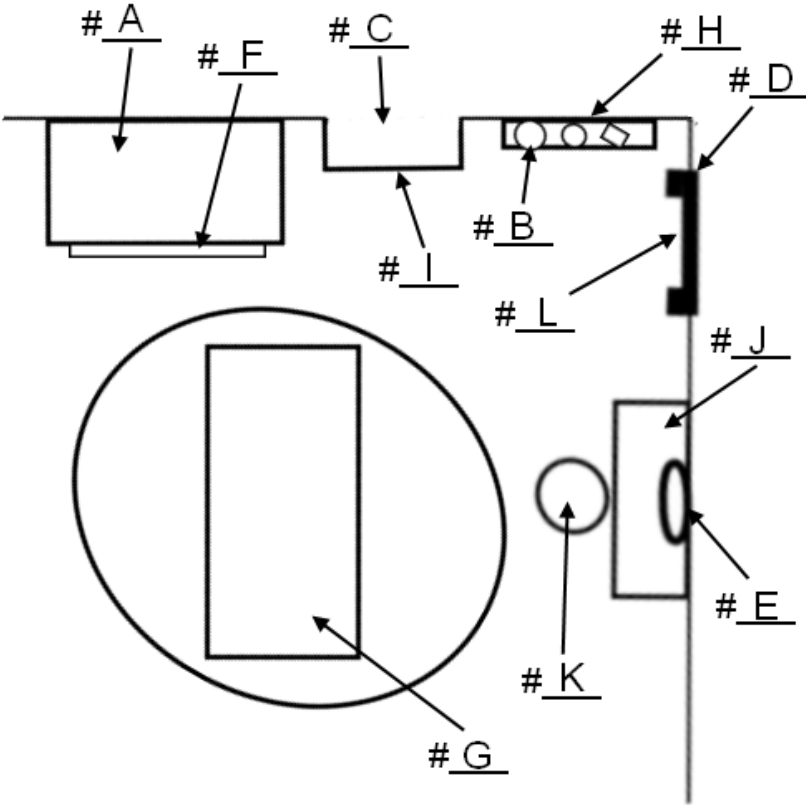


- | | |
|---|-----------|
| 1. <u>A</u> <u>Wardrobe</u> <u>CL:B</u> | 7. _____ |
| 2. _____ | 8. _____ |
| 3. _____ | 9. _____ |
| 4. _____ | 10. _____ |
| 5. _____ | 11. _____ |
| 6. _____ | 12. _____ |

Unit 10

Object Locations Practice 10.1

Watch the video. In the video, Darcy will sign the location of 5 objects in the room in the picture below (the picture was used for the Room Description practice in the previous unit). For each number, write down the letter showing where the object is located in the picture and write the object that was described.



- 1. _____
- 2. _____
- 3. _____
- 4. _____
- 5. _____

Unit 11

Describing Objects Practice 11.1

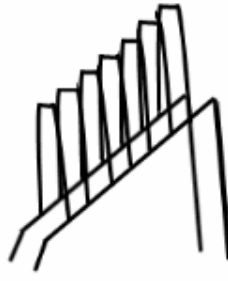
Watch the video. In the video, Darcy will describe 5 objects. Below, write the letter of the object that is described for each number.



a.



b.



c.



d.



e.

1. _____
2. _____
3. _____
4. _____
5. _____

Unit 12

Conversation Comprehension 12.1

Watch the video. In the video, Deborah and Mark are going to have a conversation. Below, some of the dialogue is given. However, the dialogue is out of order. Write the correct order of the dialogue on the line. The first one has been done for you.

_____ “Yes, I fall asleep. I want to miss class, but I would get in trouble.”

_____ “Well, that’s the law, so you have to go.”

_____ “You just have to be patient.”

_____ “Haha, that’s really funny. I would fall right asleep!”

_____ “I agree with you. That’s right.”

_____ “I don’t want to go everyday, Monday through Friday.”

_____ “Yes, I’m excited and looking forward to it.”

_____ “Why are they boring?”

_____ “Oh, your parents would punish you, right?”

_____ “I can’t wait to go to college and get better teachers.”

_____ “Yes, I’ll be patient. I have one year left—I’m a senior.”

 1 “I’m going to school and I have this one class where the teacher is really boring.”

_____ “Perfect.”

_____ “(blah blah blah...)”

_____ “It will be fine.”


Answer Checker

Check your answers with our self-grading answer checker!

You can find our free workbook answer checker here:

⇒ <http://workbooks.startasl.com>

Here's a sample screenshot:

1  Unit 2 - Number Practice 2.1
Marks: 5/5

In the video, 10 phrases will be signed. Enter the two numbers signed in each phrase.

1.	<input type="text" value="10"/>	<input checked="" type="checkbox"/>	,	<input type="text" value="6"/>	<input checked="" type="checkbox"/>
2.	<input type="text" value="5"/>	<input checked="" type="checkbox"/>	,	<input type="text" value="9"/>	<input checked="" type="checkbox"/>
3.	<input type="text" value="2"/>	<input checked="" type="checkbox"/>	,	<input type="text" value="6"/>	<input checked="" type="checkbox"/>
4.	<input type="text" value="6"/>	<input checked="" type="checkbox"/>	,	<input type="text" value="8"/>	<input checked="" type="checkbox"/>
5.	<input type="text" value="4"/>	<input checked="" type="checkbox"/>	,	<input type="text" value="9"/>	<input checked="" type="checkbox"/>
6.	<input type="text" value="5"/>	<input checked="" type="checkbox"/>	,	<input type="text" value="6"/>	<input checked="" type="checkbox"/>
7.	<input type="text" value="8"/>	<input checked="" type="checkbox"/>	,	<input type="text" value="6"/>	<input checked="" type="checkbox"/>
8.	<input type="text" value="5"/>	<input checked="" type="checkbox"/>	,	<input type="text" value="11"/>	<input checked="" type="checkbox"/>
9.	<input type="text" value="5"/>	<input checked="" type="checkbox"/>	,	<input type="text" value="4"/>	<input checked="" type="checkbox"/>
10.	<input type="text" value="3"/>	<input checked="" type="checkbox"/>	,	<input type="text" value="9"/>	<input checked="" type="checkbox"/>

Partially correct
Marks for this submission: 2.5/5.

Are you serious about learning ASL?

Yes, our free classes are wonderful, but serious ASL students who want to immerse themselves completely in American Sign Language will love our official [Start ASL Online Course](#) - guaranteed! Our complete online course will teach you how to sign comfortably and correctly in true ASL. The course was created by ASL professionals with the goal of teaching students fluent ASL, and helping you to understand and fully integrate into the Deaf community. We're passionate about our courses, and we're looking for passionate ASL students.

With the complete **Start ASL Online Course**, you can:

- Get access to all of our **vocabulary videos**,
- Download the required **DJSC! Student Guides**,
- Complete your course with **automatic grading**,
- Access our **mobile-friendly classroom** from anywhere,
- Become a member of our **active student community**,
- Submit your assignments for **feedback and support**,
- Earn **completion certificates**, and more!

[Get Started Today!](#)