

Start ASL
The *Fun* Way to Learn American
Sign Language...for free!

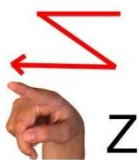



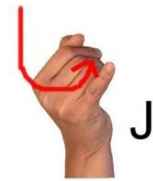




ASL 1 WORKBOOK

Table of Contents

Table of Contents	2
Unit 1	3
American Sign Language Alphabet	3
Unit 2	4
Number Practice 2.1	4
Fingerspelling Practice 2.2	4
Unit 3	4
Comprehension 3.1	4
Unit 4	4
Five Parameters Practice 4.1	5
Unit 5	5
Word Order Practice 5.1	5
Number Practice 5.2	5
Fingerspelling Practice 5.3	5
Vocabulary Quiz – Units 1-5	6
Unit 6	6
Question Practice 6.1	6
Statement Practice 6.2	7
Comprehension 6.3	7
Unit 7	7
Number Practice 7.1	7
Comprehension 7.2	8
Unit 8	8
Pronoun and Gender Practice 8.1	8
Indexing Practice 8.2	8
Number Practice 8.3	9
Comprehension 8.4	9
Unit 9	9
Verb Practice 9.1	9
Unit 10	10
Fingerspelling Practice 10.1	10
Vocabulary Quiz – Units 6-10	10
Unit 11	10
Identifying People Practice 11.1	10
Number Practice 11.2	11
Comprehension 11.3	11
Unit 13	11
Number Quiz.....	12
Cumulative Vocabulary Quiz – Units 1-13	12
Comprehension Quiz	13
Expression Quiz.....	14

Unit 1

American Sign Language Alphabet



Unit 2

Number Practice 2.1

Watch the video. Mando and I are going to sign 10 phrases. Write down the numbers signed in each phrase.

- | | | |
|----------|----------|-----------|
| 1. _____ | 5. _____ | 9. _____ |
| 2. _____ | 6. _____ | 10. _____ |
| 3. _____ | 7. _____ | |
| 4. _____ | 8. _____ | |

Fingerspelling Practice 2.2

Watch the video. Cristian will fingerspell 3 names for each question. Two of the names will be the same and one name will be different. Circle the name that is different.

- | | | |
|----------------|--------------------|-----------------------|
| 1. Tom Nan | 5. Todd Rodd | 9. Byron Brian |
| 2. Rik Rob | 6. Kristie Katie | 10. Melissa Marissa |
| 3. Bob Bay | 7. Jody Judy | |
| 4. Ron Dan | 8. Cris Kris | |

Unit 3

Comprehension 3.1

Watch the video. I used this video for the Number Practice in Unit 2. This time, you will be looking at the signs instead of the numbers. Mando and I signed 10 phrases. Write down the 2 words used in each phrase.

- | | | |
|----------|----------|-----------|
| 1. _____ | 5. _____ | 9. _____ |
| 2. _____ | 6. _____ | 10. _____ |
| 3. _____ | 7. _____ | |
| 4. _____ | 8. _____ | |

Unit 4

Five Parameters Practice 4.1

Watch the video. I will sign 10 pairs of words for each number. Determine the parameter that is different between the two words. Circle the best answer below for each number. HS=Handshape, MV=Movement, PO=Palm Orientation, LOC=Location, NM=Non-manual Markers.

- | | |
|------------------------|-------------------------|
| 1. HS MV PO LOC NM N/A | 6. HS MV PO LOC NM N/A |
| 2. HS MV PO LOC NM N/A | 7. HS MV PO LOC NM N/A |
| 3. HS MV PO LOC NM N/A | 8. HS MV PO LOC NM N/A |
| 4. HS MV PO LOC NM N/A | 9. HS MV PO LOC NM N/A |
| 5. HS MV PO LOC NM N/A | 10. HS MV PO LOC NM N/A |

Unit 5

Word Order Practice 5.1

Watch the video. Cristian will sign 10 simple sentences. Circle the correct word order of each sentence (i.e. SVO, OSV, VOS, or OVS).

- | | |
|--------------------|---------------------|
| 1. SVO OSV VOS OVS | 6. SVO OSV VOS OVS |
| 2. SVO OSV VOS OVS | 7. SVO OSV VOS OVS |
| 3. SVO OSV VOS OVS | 8. SVO OSV VOS OVS |
| 4. SVO OSV VOS OVS | 9. SVO OSV VOS OVS |
| 5. SVO OSV VOS OVS | 10. SVO OSV VOS OVS |

Number Practice 5.2

Watch the video. Mando and I are going to sign 10 phrases. Write down the numbers signed in each phrase.

- | | |
|----------|-----------|
| 1. _____ | 7. _____ |
| 2. _____ | 8. _____ |
| 3. _____ | 9. _____ |
| 4. _____ | 10. _____ |
| 5. _____ | |
| 6. _____ | |

Fingerspelling Practice 5.3

Watch the video. Deborah will sign 10 sentences. She will fingerspell a name in each of those sentences. Circle the name that Deborah spelled for each number.

- | | | | | | |
|---------|------|------|-------------|----------|---------|
| 1. Nan | Tom | Tab | 6. Kathie | Katie | Kristie |
| 2. Rob | Ron | Rik | 7. Judy | Jody | Jordy |
| 3. Rob | Bob | Bay | 8. Cris | Kris | Chris |
| 4. Ron | Bin | Dan | 9. Brian | Byron | Bryan |
| 5. Todd | Rodd | Jodd | 10. Melissa | Mortisha | Marissa |

Vocabulary Quiz – Units 1-5

Watch the video. Mark is going to sign a story. When a number pops up, that is the number that corresponds to sign Mark is signing at that moment. Write the sign on the line for that number.

- | | | |
|----------|-----------|-----------|
| 1. _____ | 9. _____ | 17. _____ |
| 2. _____ | 10. _____ | 18. _____ |
| 3. _____ | 11. _____ | 19. _____ |
| 4. _____ | 12. _____ | 20. _____ |
| 5. _____ | 13. _____ | 21. _____ |
| 6. _____ | 14. _____ | 22. _____ |
| 7. _____ | 15. _____ | 23. _____ |
| 8. _____ | 16. _____ | 24. _____ |

Unit 6

Question Practice 6.1

Watch the video. Deborah will sign 10 questions. Determine whether the question is a yes/no or wh-word question. Circle the correct answer.

- | | | |
|-----------|-----------|------------|
| 1. WH Y/N | 5. WH Y/N | 9. WH Y/N |
| 2. WH Y/N | 6. WH Y/N | 10. WH Y/N |
| 3. WH Y/N | 7. WH Y/N | |
| 4. WH Y/N | 8. WH Y/N | |

Statement Practice 6.2

Watch the video. Deborah will sign 10 sentences. Determine whether the sentence is an affirmative, negative, or neutral statement. Circle the correct answer.

- | | | |
|----------------|----------------|-----------------|
| 1. AFF NEG NEU | 5. AFF NEG NEU | 9. AFF NEG NEU |
| 2. AFF NEG NEU | 6. AFF NEG NEU | 10. AFF NEG NEU |
| 3. AFF NEG NEU | 7. AFF NEG NEU | |
| 4. AFF NEG NEU | 8. AFF NEG NEU | |

Comprehension 6.3

Watch the video. I used this video for the Number Practice in Unit 5. This time, you will be looking at the signs instead of the numbers. Mando and I signed 10 phrases. Write down the 2 words used in each phrase.

- | | | |
|----------|----------|-----------|
| 1. _____ | 5. _____ | 9. _____ |
| 2. _____ | 6. _____ | 10. _____ |
| 3. _____ | 7. _____ | |
| 4. _____ | 8. _____ | |

Unit 7**Number Practice 7.1**

Watch the video. Mando is going to sign 10 phrases. Write down the numbers signed in each phrase.

- | | | |
|----------|----------|-----------|
| 1. _____ | 5. _____ | 9. _____ |
| 2. _____ | 6. _____ | 10. _____ |
| 3. _____ | 7. _____ | |
| 4. _____ | 8. _____ | |

Comprehension 7.2

Watch the video. This is the video that I used in the Number Practice above. Mando is going to sign 10 phrases. The phrases each contain 2 numbers and 2 words. Write down the words signed in each phrase.

- | | | |
|----------|----------|-----------|
| 1. _____ | 5. _____ | 9. _____ |
| 2. _____ | 6. _____ | 10. _____ |
| 3. _____ | 7. _____ | |
| 4. _____ | 8. _____ | |

Unit 8

Pronoun and Gender Practice 8.1

Watch the video. Mark is going to sign a short story. When numbers show up on the screen, choose the pronoun that Mark is signing.

- | | | |
|-------------------|-------------------|--------------------|
| 1. I/ME MY HE SHE | 5. I/ME MY HE SHE | 9. I/ME MY HE SHE |
| 2. I/ME MY HE SHE | 6. I/ME MY HE SHE | 10. I/ME MY HE SHE |
| 3. I/ME MY HE SHE | 7. I/ME MY HE SHE | 11. I/ME MY HE SHE |
| 4. I/ME MY HE SHE | 8. I/ME MY HE SHE | 12. I/ME MY HE SHE |

Indexing Practice 8.2

Watch the video. Deborah will sign 5 descriptions about the children of different families. Answer the question about each description.

1. What is the woman's child's name? _____
2. What is the name of the man's oldest child? _____
3. What is the name of the woman's youngest child? _____
4. What is the name of the man's two middle children? _____
5. What is the name of the woman's third child? _____

Number Practice 8.3

Watch the video. Mando is going to sign 10 phrases. Write down the numbers signed in each phrase.

- | | | |
|----------|----------|-----------|
| 1. _____ | 5. _____ | 9. _____ |
| 2. _____ | 6. _____ | 10. _____ |
| 3. _____ | 7. _____ | |
| 4. _____ | 8. _____ | |

Comprehension 8.4

Watch the video. I used this video for the Number Practice in Unit 8. This time, you will be focusing on the signs instead of the numbers. Mando signed 10 phrases. Write down the 2 words signed in each phrase.

- | | | |
|----------|----------|-----------|
| 1. _____ | 5. _____ | 9. _____ |
| 2. _____ | 6. _____ | 10. _____ |
| 3. _____ | 7. _____ | |
| 4. _____ | 8. _____ | |

Unit 9

Verb Practice 9.1

Watch the video. Deborah will sign 10 sentences with verbs. The verbs will either be plain, directional, or spatial. Circle the type of verb signed in the sentence.

- | | | | | | |
|----------|--------|---------|-----------|--------|---------|
| 1. PLAIN | DIRECT | SPATIAL | 6. PLAIN | DIRECT | SPATIAL |
| 2. PLAIN | DIRECT | SPATIAL | 7. PLAIN | DIRECT | SPATIAL |
| 3. PLAIN | DIRECT | SPATIAL | 8. PLAIN | DIRECT | SPATIAL |
| 4. PLAIN | DIRECT | SPATIAL | 9. PLAIN | DIRECT | SPATIAL |
| 5. PLAIN | DIRECT | SPATIAL | 10. PLAIN | DIRECT | SPATIAL |

Unit 10

Fingerspelling Practice 10.1

Watch the video. Deborah will sign 10 sentences with one fingerspelled word in them. Write that word on the line.

- | | | |
|----------|----------|-----------|
| 1. _____ | 5. _____ | 9. _____ |
| 2. _____ | 6. _____ | 10. _____ |
| 3. _____ | 7. _____ | |
| 4. _____ | 8. _____ | |

Vocabulary Quiz – Units 6-10

Watch the video. Mark is going to sign a story. During the story, numbers will pop up on the screen. When a number pops up, that is the number that corresponds to the sign Mark is signing at that moment. Write the sign on the line for that number.

- | | | |
|----------|-----------|-----------|
| 1. _____ | 7. _____ | 13. _____ |
| 2. _____ | 8. _____ | 14. _____ |
| 3. _____ | 9. _____ | 15. _____ |
| 4. _____ | 10. _____ | 16. _____ |
| 5. _____ | 11. _____ | |
| 6. _____ | 12. _____ | |

Unit 11

Identifying People Practice 11.1

Watch the video. I will sign 5 statements describing a person in the picture. Draw a line from the question number to the person I describe.



- 1 2 3 4 5

Number Practice 11.2

Watch the video. Mando is going to sign 10 phrases. Write down the numbers signed in each phrase.

- | | | | | | |
|----------|-------|----------|-------|-----------|-------|
| 1. _____ | _____ | 5. _____ | _____ | 9. _____ | _____ |
| 2. _____ | _____ | 6. _____ | _____ | 10. _____ | _____ |
| 3. _____ | _____ | 7. _____ | _____ | | |
| 4. _____ | _____ | 8. _____ | _____ | | |

Comprehension 11.3

Watch the video. This is the same video from the Fingerspelling Practice in Unit 10. Deborah signed 10 sentences. Now, you will be focusing on the whole sentences and not just the fingerspelled words. Write the sentence Deborah signed on the line.

1. _____
2. _____
3. _____
4. _____
5. _____
6. _____
7. _____
8. _____
9. _____
10. _____

Unit 13

Number Quiz

Watch the video. Mando and I are going to sign 20 sentences with numbers. Write down the number(s) and the type of number it is.

- | | | |
|----------------|-----------------|-----------------|
| 1. ____; _____ | 8. ____; _____ | 15. ____; _____ |
| 2. ____; _____ | 9. ____; _____ | 16. ____; _____ |
| 3. ____; _____ | 10. ____; _____ | 17. ____; _____ |
| 4. ____; _____ | 11. ____; _____ | 18. ____; _____ |
| 5. ____; _____ | 12. ____; _____ | 19. ____; _____ |
| 6. ____; _____ | 13. ____; _____ | 20. ____; _____ |
| 7. ____; _____ | 14. ____; _____ | |

Cumulative Vocabulary Quiz – Units 1-13

Watch the video. The video compiles together 25 vocabulary words from Units 1-13. Write the vocabulary word on the line for the corresponding number on the screen.

- | | | |
|----------|-----------|-----------|
| 1. _____ | 10. _____ | 19. _____ |
| 2. _____ | 11. _____ | 20. _____ |
| 3. _____ | 12. _____ | 21. _____ |
| 4. _____ | 13. _____ | 22. _____ |
| 5. _____ | 14. _____ | 23. _____ |
| 6. _____ | 15. _____ | 24. _____ |
| 7. _____ | 16. _____ | 25. _____ |
| 8. _____ | 17. _____ | |
| 9. _____ | 18. _____ | |

Comprehension Quiz

Watch the video. These stories were used for the vocabulary quizzes. Below, you will find interpretations for each sentence in each story. However, they are mixed up. Put the sentences in the correct order by writing the correct order number for each sentence. (*Hint: Write your interpretations first*).

Part 1

- ___ I told him I was hearing and learning ASL.
- ___ He told me it was across from the yellow store where you can buy food, drinks and candy and next to the bathroom.
- ___ Yesterday, I left my house, got in my car and went to school.
- ___ I was walking around looking for my sign language classroom.
- ___ I said, "Thank you," and walked away.
- ___ He said, "Yes, right!"
- ___ He said he was in that class before.
- ___ I couldn't find it.
- ___ I looked at my watch and told him I had 11 minutes to get to class.
- ___ It was the first day and I was really excited.
- ___ He asked me if I was deaf.
- ___ He said he knew where the class was.
- ___ I tapped a man on the shoulder and asked him where I could find classroom number 256.

Part 2

- ___ I said thank you and left.
- ___ She looked about 66 years old.
- ___ I was looking for the restaurant.
- ___ I saw a woman sitting on a bench.
- ___ Two weeks ago, I planned to meet my friend for lunch on Wednesday afternoon.
- ___ She was wearing a blue plaid v-neck shirt.
- ___ I tapped the woman on the shoulder and asked her where the restaurant was.
- ___ And I really wanted a Pepsi soda-pop.
- ___ She told me it was across from the store where her brother works.
- ___ She was a short black woman with short black hair.

Expression Quiz

By now, you have learned how to sign several phrases in ASL. In the lesson, I am going to give you 15 statements and questions. You should know how to sign them all. Video yourself signing each sentence. Then, on this page, write down exactly what you signed. Just write the signs and order of signs you used. Then, compare how you signed these statements and questions with how Christine signs them in the video.

1. _____
2. _____
3. _____
4. _____
5. _____
6. _____
7. _____
8. _____
9. _____
10. _____
11. _____
12. _____
13. _____
14. _____
15. _____